

NLII-DUST-IQRF | Particulate matter room sensor with IQRF

Sensor is used to monitor air quality inside buildings and to control ventilation (HVAC) and air filtration systems according to current levels of air pollution. The sensor measures the concentration of particulate matter (PMx), such as dust and various chemical substances in the air. The sensor is suited for indoor air quality monitoring, where is the need to monitor PM concentrations such as offices, school classrooms, homes, shopping centers, etc.

- > detects and measures dust particles in air
- > 0 – 10 VDC analog output for PM2,5
- > 0 – 10 VDC analog output for PM10
- > communication over IQRF network
- > sensor is suited for indoor air quality monitoring according to WELL Building Standard defined by IWBI (International WELL Building Institute)
- > does not require maintenance during operation
- > long life > 8 years

Description

Measurement is based on the principle of laser beam dispersion on particles. Human organism can dispose of particles bigger than 10 µm, but smaller particles will easy get deep in to the respiratory tract and can come through up to alveoli and then to the bloodstream.

Increased PM concentration can cause respiratory irritation and lead to more frequent infections. Prolonged exposure to elevated concentrations increases also the risk of other health problems.

The sensor has built-in two separate analog outputs according to size of particles, PM2,5 and PM10, which are the standard indicators of particle matter air pollution. Output of all detected particle sizes measurement is available through communication interface.

The current air quality can easily be determined by looking at the three LED indicators.

International WELL Building Institute provides the following particulate matter limits for indoor air: < 15 µg/m³ for PM2,5 and < 50 µg/m³ for PM10.

For detailed information about IQRF, use the document [NLII-IQRF-Komunikace](#). For information on the communication protocol, use the document [NLII-Modbus-komunikace](#). Explanation of abbreviations and technical terms can be found on our website in the [Glossary](#) section.



Table of parameters




Parameter	Value	Unit
Supply voltage range	14 – 40	V DC
	18 – 30	V AC
Power consumption	max 0,8	W
Measuring range PM10, PM2,5	0 - 100	µg/m ³
PM2,5 analog output	0 – 10	V DC
PM10 analog output	0 – 10	V DC
Resolution	1	µg/m ³
Accuracy 0 – 100 µg/m ³	± 10	µg/m ³
Measurement interval	1	s
Start-up time	< 8	s
Working humidity non condensing	0 – 95 %	RH
Working temperature	0 to +50	°C
Storage temperature	-20 to +60	°C
Expected lifetime	min. 8	years
Ingress protection	IP20	
Dimensions	90x80x31	mm

Particle sizes ranges		
PM2,5	0,3 – 2,5	µm
PM10	0,3 – 10,0	µm



NLII-DUST-IQRF | Particulate matter room sensor with IQRF

LED indication description

	white 	green 	yellow 
range PM 2,5	<5 µg/m ³	5-15 µg/m ³	>15 µg/m ³
range PM10	<20 µg/m ³	20-50 µg/m ³	>50 µg/m ³

By a jumper setting it is possible to select the output, according to what the LED will indicate – see Jumpers setting.

White light:

Low level of PMx concentration. Excellent air quality but maintaining low concentrations of PMx is not cost-effective.

Green light:

Optimal balance of air quality and energy efficiency of ventilation, heating or air conditioning.

Yellow light:

Increased amount of PM, which can cause respiratory irritation and can lead to more frequent infections. Prolonged exposure to elevated concentrations increases the risk of other health problems.

Sensor failure indication

All three LED's lights up at the same time permanently.

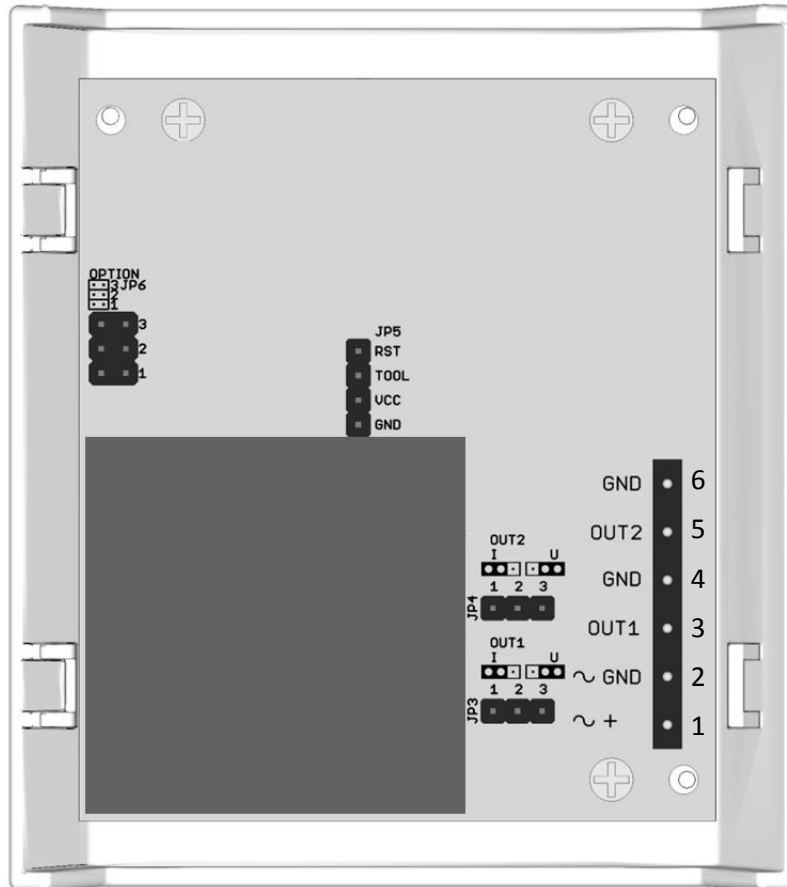
CAUTION:

It is necessary to avoid severe mechanical shock of the sensor.



NLII-DUST-IQRF | Particulate matter room sensor with IQRF

Electronic boards controls and terminals



Terminals

- 1. ~ + power supply DC (+) plus pole
- 2. ~ GND power supply DC (-) minus pole, GND
- 3. OUT1 analog output PM10 0-10 V or 0-20 mA
- 4. GND ground for output PM10
- 5. OUT2 analog output PM2,5 0-10 V or 0-20 mA
- 6. GND ground for output PM2,5

























Jumpers

- JP3 – voltage/current output OUT1 - PM10
- JP4 – voltage/current output OUT2 - PM2,5
- JP6 – LED indication



NLII-DUST-10 | Particulate matter room sensor

Jumpers setting

Mark	Description	Setting	Meaning
JP3	Voltage/current output PM10 - selection of analog output type	1 2 3 	voltage output PM10
		1 2 3 	current output PM10
JP4	Voltage/current output PM2,5 - selection of analog output type	1 2 3 	voltage output PM2,5
		1 2 3 	current output PM2,5
JP6 - 1	Enabling LED indication	3   2   1 	LED indication enabled
		3   2   1 	LED indication disabled
JP6 - 3	LED indication according to PM2,5 / PM10	3   2   1 	LED indication according to PM2,5
		3   2   1 	LED indication according to PM10



NLII-DUST-10 | Particulate matter room sensor

Sensor assembly



Box color

Front: White - RAL9016

Base: gray - RAL7035

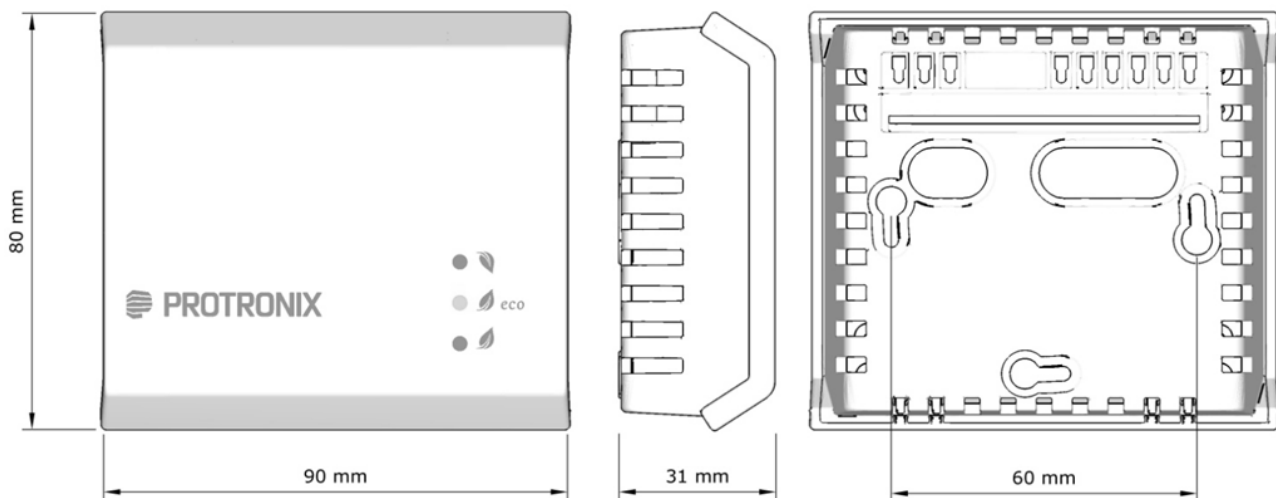
Way to use

The product is intended for indoor use only. You can read the [recommendations for sensor placement](#) on our web pages.

End of product life

Discard the product in according to the electronic waste law and the EU directives.

Dimensions



The producer reserves the right of technical changes in order to product improvements its properties and functions without previous notice.

